








EFFICIENTLY BRIGHTER SOLUTIONS

1.800.516.6086 

1.888.316.2260 

info@lightlifesolutions.com 

www.lightlifesolutions.com 

## About

LightLife believes that our society is currently facing enormous challenges with regards to the environment and the use of its limited resources. At the core of this challenge is our use of energy. We hope that by using our knowledge and expertise in LED technologies, we can make a contribution to the conservation of the limited resources we have. As well, we hope to also improve upon the quality of life that we have grown accustomed to. Together, we can make a positive impact on this world. Let's make it happen!

LightLife is passionate about LED technologies and its potential to become as the next generation lighting solution. We are highly experienced in the field of LED applications for residential, commercial and industrial users. Our team can provide you professional assistance in the purchase, installation and maintenance of LED fixtures.



## Code Abbreviation

Deciphering product model numbers.

MODEL

**SL2MR1612**

SL = SPOTLife (series)

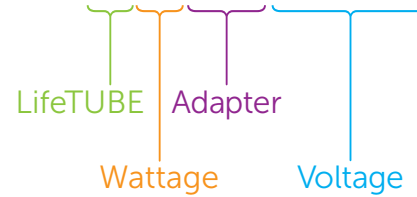
2 = Wattage

MR16 = Adapter

12 = Voltage

MODEL

**LT10T1085-240**



## Quality Assurance

All LightLife Solutions LED Replacement lamps meet the International standard requirements that give you 100% quality assurance and satisfaction. We make the extra effort to be sure that our products are reliable for each and everyone of our customers.



# HIGH POWER LED

EFFICIENTLY BRIGHTER SOLUTIONS

## LED SPOTLife Series - MR16, GU10, E27

1.800.516.6086 

1.888.316.2260 

info@lightlifesolutions.com 

www.lightlifesolutions.com 



### Product Data

Product Code	SL2MR1612	SL3MR1612	SL4GU10110	SL4E27110
Product Name	LED SPOTLife 2W MR16	LED SPOTLife 3W MR16	LED SPOTLife 4W GU10	LED SPOTLife 4W E27

### Electrical Characteristics

Voltage (V)	12V	12V	12V	12V
Power (W)	2W	3W	4W	4W

### General Characteristics

Adapter	MR16	MR16	GU10	E27
Life Time (hrs)	30,000 - 50,000 hrs	30,000 - 50,000 hrs	30,000 - 50,000 hrs	30,000 - 50,000 hrs
Material	Aluminum, PC	Aluminum, PC	Aluminum, PC	Aluminum, PC
RA (Efficiency)	> 80	> 80	> 80	> 80

### Light Technical Characteristics

Lumens	180	330	350	350
Beams (Degree)	20 - 120	20 - 120	20 - 120	20 - 120
Colour (K)	3000K / 4000K	3000K / 4000K	3000K / 4000K	3000K / 4000K

### Product Dimensions

Diameter (mm)	50 mm	50 mm	50 mm	50 mm
Length (mm)	50 mm	55 mm	63 mm	55 mm

# HIGH POWER LED

EFFICIENTLY BRIGHTER SOLUTIONS

## LED LifeBULB Series - E27

1.800.516.6086

1.888.316.2260

info@lightlifesolutions.com

www.lightlifesolutions.com



### Product Data

Product Code	LB2E27110	LB4WE27110A	LB4E27110B	LB6E27110
Product Name	LED LifeBULB 2W E27	LED LifeBULB 4W E27A	LED LifeBULB 4W E27B	LED LifeBULB 6W E27

### Electrical Characteristics

Voltage (V)	110V	110V	110V	110V
Power (W)	2W	4W	4W	6W

### General Characteristics

Adapter	E27	E27	E27	E27
Life Time (hrs)	30,000 - 50,000 hrs	30,000 - 50,000 hrs	30,000 - 50,000 hrs	30,000 - 50,000 hrs
Material	Aluminum, PC	Aluminum, PC	Aluminum, PC	Aluminum, PC
RA (Efficiency)	> 80	> 80	> 80	> 80

### Light Technical Characteristics

Lumens	165	320	360	530
Beams (Degree)	> 180	> 180	> 180	> 180
Colour (K)	3000K / 4000K	3000K / 4000K	3000K / 4000K	3000K / 4000K

### Product Dimensions

Diameter (mm)	50.5 mm	60 mm	50 mm	60 mm
Length (mm)	98.5 mm	113.5 mm	105 mm	120 mm

# HIGH POWER LED

EFFICIENTLY BRIGHTER SOLUTIONS

## LED PARLife & LifeTUBE Series - E27, T10

1.800.516.6086 

1.888.316.2260 

info@lightlifesolutions.com 

www.lightlifesolutions.com 



### Product Data

Product Code	PL6E2785-265	PL9E2785-265	LT6T1085-240	LT10T1085-240
Product Name	LED PARLife 6W E27	LED PARLife 9W E27	LED LifeTUBE 6W T10	LED LifeTUBE 10W T10

### Electrical Characteristics

Voltage (V)	85 - 256V	85 - 265V	85 - 240V	85 - 240V
Power (W)	6W	9W	6W	10W

### General Characteristics

Adapter	E27	E27	T10	T10
Life Time (hrs)	30,000 - 50,000 hrs	30,000 - 50,000 hrs	30,000 - 50,000 hrs	30,000 - 50,000 hrs
Material	Aluminum, PC	Aluminum, PC	Aluminum, PC	Aluminum, PC
RA (Efficiency)	> 80	> 80	> 80	> 80


### Light Technical Characteristics

Lumens	480	800	480	1080
Beams (Degree)	> 120	> 120	> 180	> 180
Colour (K)	3000K / 4000K	3000K / 4000K	3000K / 4000K	3000K / 4000K


### Product Dimensions


Diameter (mm)	98 mm	98 mm	30 mm	30 mm
Length (mm)	134 mm	134 mm	600 mm	1,200 mm



 1.800.516.6086

 1.888.316.2260

 [info@lightlifesolutions.com](mailto:info@lightlifesolutions.com)

 [www.lightlifesolutions.com](http://www.lightlifesolutions.com)